



# 320 GC

## Hydraulic Excavator

# Technical Specifications

Configurations and features may vary by region. Please consult your Cat® dealer for availability in your area.

## Table of Contents

<b>Specifications</b> .....	<b>2</b>
Engine .....	2
Swing Mechanism .....	2
Weights .....	2
Track .....	2
Drive .....	2
Hydraulic System .....	2
Service Refill Capacities .....	3
Standards .....	3
Sound Performance .....	3
Operating Weights and Ground Pressures .....	3
Major Component Weights .....	4
Dimensions .....	5
Working Ranges .....	6
Reach Boom Lift Capacities – Counterweight: 3700 kg (8,200 lb) .....	7
Bucket Specifications and Compatibility .....	9
Attachments Offering Guide .....	10
<b>Standard and Optional Equipment</b> .....	<b>15</b>
<b>Dealer Installed Kit and Attachments</b> .....	<b>17</b>

# 320 GC Hydraulic Excavator Specifications

## Engine

Engine Model	Cat® C4.4	
Net Power		
ISO 9249	107 kW	143 hp
ISO 9249 (DIN)	145 hp (metric)	
Engine Power		
ISO 14396	108 kW	145 hp
ISO 14396 (DIN)	147 hp (metric)	
Bore	105 mm	4 in
Stroke	127 mm	5 in
Displacement	4.4 L	269 in <sup>3</sup>
Biodiesel Capability	Up to B20 <sup>(1)</sup>	

- Meets Brazil MAR-1 and China Nonroad Stage III emission standards, equivalent to U.S. EPA Tier 3 and EU Stage IIIA.
- Recommended for use up to 4500 m (14,764 ft) altitude with engine power derate above 3000 m (9,842.5 ft).
- Advertised power is tested per the specified standard in effect at the time of manufacture.
- Net power advertised is the power available at the flywheel when the engine is equipped with fan, air intake system, exhaust system and alternator.
- Engine speed at 2,000 rpm.

<sup>(1)</sup>Cat engines are compatible with diesel fuel blended with the following lower-carbon intensity fuels up to:

- ✓ 100% biodiesel FAME (fatty acid methyl ester)\*
- ✓ 100% renewable diesel, HVO (hydrogenated vegetable oil) and GTL (gas-to-liquid) fuels

Refer to guidelines for successful application. Please consult your Cat dealer or “Caterpillar Machine Fluids Recommendations” (SEBU6250) for details.

\*For use of blends higher than 20% biodiesel, consult your Cat dealer.

## Swing Mechanism

Swing Speed	11.3 rpm	
Maximum Swing Torque	74.4 kN·m	54,900 lb-ft

## Weights

Operating Weight	20 400 kg	45,000 lb
• Medium undercarriage, Reach boom, R2.9 (9'6") stick, GD 1.0 m <sup>3</sup> (1.31 yd <sup>3</sup> ) bucket, 600 mm (24") triple grouser shoes.		

## Track

Standard Track Shoes Width	600 mm	24 in
Number of Shoes (each side) Medium undercarriage	47	
Number of Track Rollers (each side) Medium undercarriage	7	
Number of Carrier Rollers (each side)	2	

## Drive

Gradeability	35°/70%	
Maximum Travel Speed	5.7 km/h	3.5 mph
Maximum Drawbar Pull	206 kN	46,311 lbf

## Hydraulic System

Main System – Maximum Flow – Implement	429 L/min (215 × 2 pumps)	113 gal/min (57 × 2 pumps)
Maximum Pressure – Equipment	35 000 kPa	5,075 psi
Maximum Pressure – Travel	34 300 kPa	4,974 psi
Maximum Pressure – Swing	25 000 kPa	3,625 psi
Boom Cylinder – Bore	120 mm	5 in
Boom Cylinder – Stroke	1260 mm	50 in
Stick Cylinder – Bore	135 mm	5 in
Stick Cylinder – Stroke	1504 mm	59 in
Bucket Cylinder – Bore	115 mm	5 in
Bucket Cylinder – Stroke	1104 mm	43 in

# 320 GC Hydraulic Excavator Specifications

## Service Refill Capacities

Fuel Tank Capacity	345 L	86.6 gal
Cooling System	25 L	6.6 gal
Engine Oil	15 L	4.0 gal
Swing Drive	12 L	3.2 gal
Final Drive (each)	4 L	1.1 gal
Hydraulic System (including tank)	234 L	61.8 gal
Hydraulic Tank	115 L	30.4 gal

## Standards

Brakes	ISO 10265:2008
Cab/ROPS	ISO 12117-2:2008
FOGS (optional)	ISO 10262:1998 Level II

## Sound Performance

ISO 6395:2008 (external)	99 dB(A)
ISO 6396:2008 (inside cab)	70 dB(A)

- Hearing protection may be needed when operating with an open operator station and cab (when not properly maintained or doors/windows open) for extended periods or in a noisy environment.

## Operating Weights and Ground Pressures

	600 mm (24") Triple Grouser Shoes	
	Weight	Ground Pressure
	kg (lb)	kPa (psi)
<b>Base Machine Configurations</b>		
<b>Base Frame with Track Rollers and Carrier Rollers</b>		
<b>3700 kg (8,200 lb) Counterweight + Medium Undercarriage Base Machine</b>		
Reach Boom + R2.9 (9'6") Stick + 1.0 m <sup>3</sup> (1.31 yd <sup>3</sup> ) GD Bucket	20 400 (45,000)	44.7 (6.5)

All operating weights include a 90% fuel tank with 75 kg (165 lb) operator.

# 320 GC Hydraulic Excavator Specifications

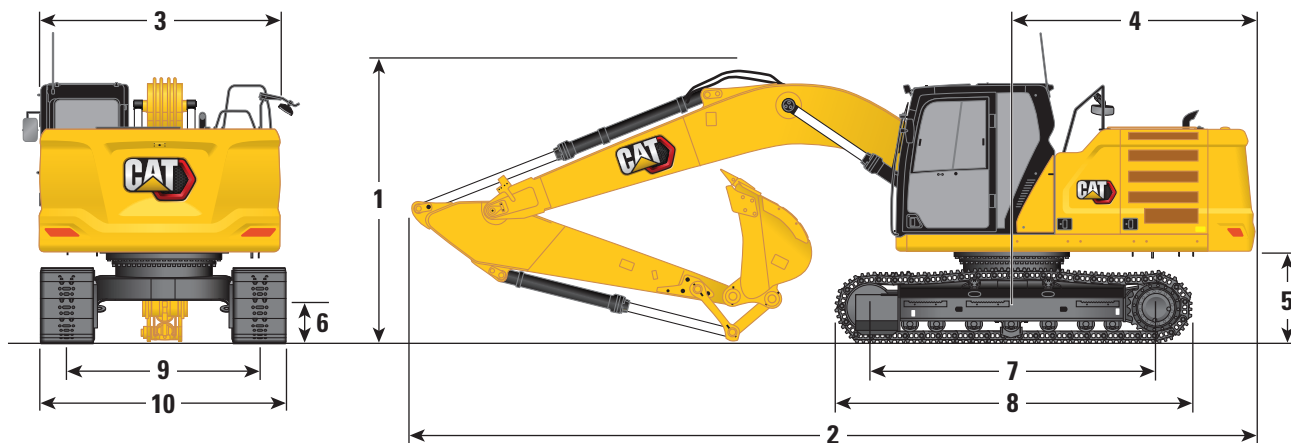
## Major Component Weights

	kg	lb
Base Machine (with 3700 kg [8,200 lb] counterweight, standard swing frame, standard base frame with track rollers and standard carrier rollers for medium undercarriage, without boom cylinders – does not include 90% fuel and 75 kg [165 lb] operator)	13 740	30,300
Track Shoes:		
600 mm (24") Width, 8.5 mm (0.33") Thick Triple Grouser Track Shoes	2500	5,500
Two Boom Cylinders	340	700
Weight of 90% Fuel Tank and 75 kg (165 lb) Operator	310	700
Counterweight:		
3700 kg (8,200 lb) Counterweight	3700	8,200
Swing Frame:		
Standard Swing Frame	1910	4,150
Undercarriage (without track shoes):		
Standard Base Frame with HD Track Rollers and Standard Carrier Rollers	4140	9,100
Boom (including lines, pins, stick cylinder):		
Reach Boom (5.7 m/18'8")	1690	3,700
Sticks (including lines, pins, bucket cylinder, bucket linkage):		
Reach Stick (R2.9B1/9'6")	1080	2,400
Reach Stick (R2.5B1/8'2")	1020	2,200
Buckets (without linkage):		
1.0 m <sup>3</sup> (1.31 yd <sup>3</sup> ) GD	730	1,600
1.0 m <sup>3</sup> (1.31 yd <sup>3</sup> ) HD	860	1,870

# 320 GC Hydraulic Excavator Specifications

## Dimensions

All dimensions are approximate and may vary depending on bucket selection.



### Boom Option

### Reach Boom

5.7 m (18'8")

### Stick Option

### Reach Stick

R2.9B1 (9'6")

R2.5B1 (8'2")

### 1 Machine Height:

Top of Cab Height	2960 mm	9'9"	2960 mm	9'9"
Top of FOGS Height	3100 mm	10'2"	3100 mm	10'2"
Handrail Height	2950 mm	9'8"	2950 mm	9'8"
With Boom/Stick/Bucket Installed	3160 mm	10'4"	3080 mm	10'1"
With Boom/Stick Installed	2910 mm	9'7"	2830 mm	9'3"
With Boom Installed	2480 mm	8'2"	2480 mm	8'2"

### 2 Machine Length:

With Boom/Stick/Bucket Installed	9530 mm	31'3"	9530 mm	31'3"
With Boom/Stick Installed	9500 mm	31'2"	9480 mm	31'1"
With Boom Installed	8450 mm	27'9"	8450 mm	27'9"

### 3 Upperframe Width

2780 mm	9'1"	2780 mm	9'1"
---------	------	---------	------

### 4 Tail Swing Radius

2830 mm	9'3"	2830 mm	9'3"
---------	------	---------	------

### 5 Counterweight Clearance

1050 mm	3'5"	1050 mm	3'5"
---------	------	---------	------

### 6 Ground Clearance

470 mm	1'7"	470 mm	1'7"
--------	------	--------	------

### 7 Length to Center of Rollers

3450 mm	11'4"	3450 mm	11'4"
---------	-------	---------	-------

### 8 Track Length

4250 mm	13'11"	4250 mm	13'11"
---------	--------	---------	--------

### 9 Track Gauge

2380 mm	7'10"	2380 mm	7'10"
---------	-------	---------	-------

### 10 Undercarriage Width:

600 mm (24") Shoes	2980 mm	9'9"	2980 mm	9'9"
--------------------	---------	------	---------	------

### Bucket Type

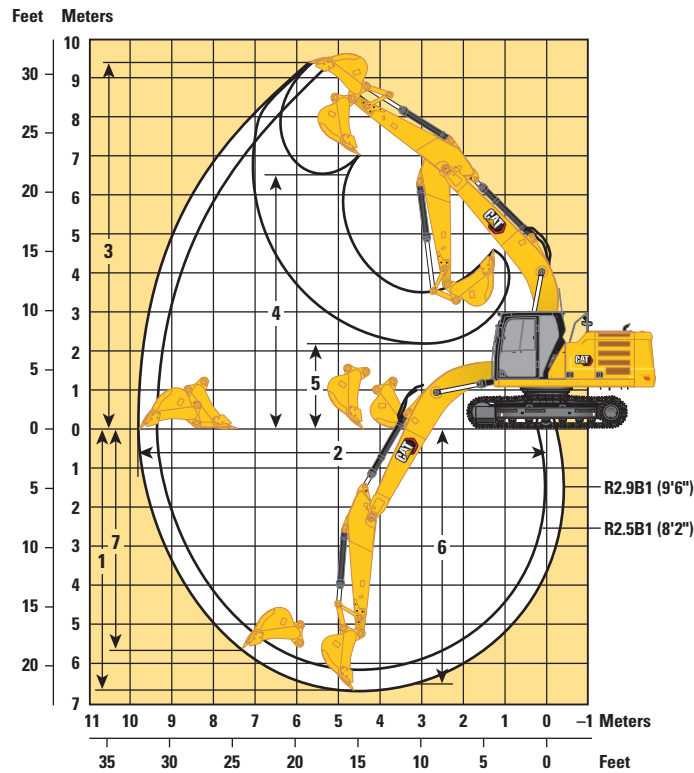
GD

Bucket Capacity	1.0 m <sup>3</sup>	1.31 yd <sup>3</sup>	1.0 m <sup>3</sup>	1.31 yd <sup>3</sup>
Bucket Tip Radius	1560 mm	5'1"	1560 mm	5'1"

# 320 GC Hydraulic Excavator Specifications

## Working Ranges

All dimensions are approximate and may vary depending on bucket selection.

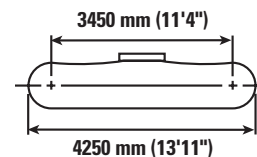
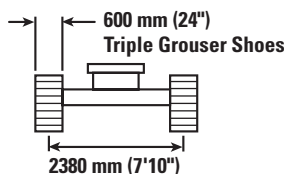
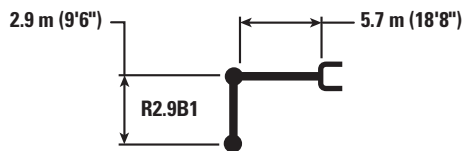


Boom Option	Reach Boom 5.7 m (18'8")			
	Reach Stick R2.9B1 (9'6")		Reach Stick R2.5B1 (8'2")	
1 Maximum Digging Depth	6630 mm	21'9"	6220 mm	20'4"
2 Maximum Reach at Ground Line	9770 mm	32'	9380 mm	30'9"
3 Maximum Cutting Height	9440 mm	30'11"	9240 mm	30'4"
4 Maximum Loading Height	6580 mm	21'7"	6370 mm	20'10"
5 Minimum Loading Height	2260 mm	7'5"	2670 mm	8'9"
6 Maximum Depth Cut for 2440 mm (8'0") Level Bottom	6460 mm	21'2"	6030 mm	19'9"
7 Maximum Vertical Wall Digging Depth	6010 mm	19'8"	5600 mm	18'4"
Bucket Digging Force (ISO)	129 kN	29,007 lbf	129 kN	29,007 lbf
Stick Digging Force (ISO)	99 kN	22,301 lbf	110 kN	24,711 lbf
Bucket Type	GD		GD	
Bucket Capacity	1.0 m <sup>3</sup>	1.31 yd <sup>3</sup>	1.0 m <sup>3</sup>	1.31 yd <sup>3</sup>
Bucket Tip Radius	1560 mm	5'1"	1560 mm	5'1"

# 320 GC Hydraulic Excavator Specifications

## Reach Boom Lift Capacities – Counterweight: 3700 kg (8,200 lb) – with Bucket Linkages, without Bucket

Medium Undercarriage



		1500 mm/60 in		3000 mm/120 in		4500 mm/180 in		6000 mm/240 in		7500 mm/300 in		mm in		
7500 mm 300 in	kg lb							*4300	*4300			*3750 *8,300	*3750 *8,300	6150 240
6000 mm 240 in	kg lb							*4950 *10,850	4950 10,600			*3450 *7,600	*3450 *7,600	7290 290
4500 mm 180 in	kg lb							*5450 *11,800	4800 10,300	4850 10,400	3350 7,200	*3400 *7,450	3000 6,650	7990 320
3000 mm 120 in	kg lb					*7950 *17,050	6950 15,000	*6250 *13,500	4550 9,800	4750 10,150	3250 7,000	*3450 *7,600	2750 6,050	8360 330
1500 mm 60 in	kg lb					*9600 *20,700	6450 13,950	6450 13,800	4300 9,300	4600 9,900	3150 6,750	*3700 *8,050	2650 5,800	8450 340
0 mm 0 in	kg lb			*5750 *13,250	*5750 *13,250	9750 20,900	6200 13,350	6250 13,400	4150 8,950	4550 9,750	3050 6,600	3950 8,700	2700 5,900	8260 330
-1500 mm -60 in	kg lb	*6150 *13,750	*6150 *13,750	*10 000 *22,650	*10 000 *22,650	9650 20,700	6100 13,150	6150 13,250	4100 8,800	4500 9,650	3050 6,550	4300 9,450	2900 6,400	7780 310
-3000 mm -120 in	kg lb	*10 600 *23,750	*10 600 *23,750	*14 100 *30,550	11 950 25,600	9700 20,850	6150 13,250	6200 13,350	4100 8,850			5050 11,200	3400 7,550	6950 280
-4500 mm -180 in	kg lb			*11 250 *24,050	*11 250 *24,050	*8100 *17,200	6350 13,700					*6100 *13,400	4700 10,600	5600 220



ISO 10567:2007



\*Indicates that the load is limited by hydraulic lifting capacity rather than tipping load. The above loads are in compliance with hydraulic excavator lift capacity standard ISO 10567:2007. They do not exceed 87% of hydraulic lifting capacity or 75% of tipping load. Weight of all lifting accessories must be deducted from the above lifting capacities. Lifting capacities are based on the machine standing on a firm, uniform supporting surface. The use of a work tool attachment point to handle/lift objects, could affect the machine lift performance.

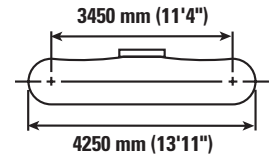
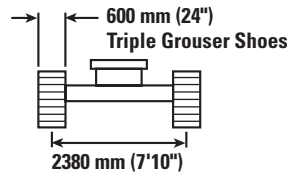
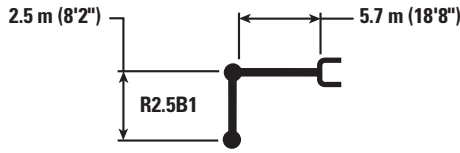
Lift capacity stays with ±5% for all available track shoes.












Always refer to the appropriate Operation and Maintenance Manual for specific product information.

# 320 GC Hydraulic Excavator Specifications

## Reach Boom Lift Capacities – Counterweight: 3700 kg (8,200 lb) – with Bucket Linkages, without Bucket

Medium Undercarriage



		3000 mm/120 in		4500 mm/180 in		6000 mm/240 in		7500 mm/300 in				mm in
												
7500 mm 300 in	kg lb									*4500 *10,050	*4500 *10,050	5600 220
6000 mm 240 in	kg lb					*5350 *11,750	4850 10,450			*4150 *9,150	3900 8,750	6830 270
4500 mm 180 in	kg lb			*6750 *14,500	*6750 *14,500	*5800 *12,550	4700 10,150	*4550	3300	*4050 *8,900	3250 7,200	7570 300
3000 mm 120 in	kg lb			*8450 *18,250	6850 14,700	*6550 *14,150	4500 9,700	4700 10,100	3250 6,950	*4150 *9,100	2950 6,500	7960 320
1500 mm 60 in	kg lb			9950 21,400	6400 13,750	6400 13,750	4300 9,250	4600 9,900	3150 6,750	4150 9,100	2850 6,200	8050 320
0 mm 0 in	kg lb			9700 20,850	6150 13,300	6250 13,400	4150 8,950	4550 9,750	3050 6,600	4250 9,350	2900 6,350	7860 310
-1500 mm -60 in	kg lb	*10 500 *23,900	*10 500 *23,900	9650 20,750	6150 13,200	6200 13,300	4100 8,850			4650 10,250	3150 6,950	7350 290
-3000 mm -120 in	kg lb	*13 200 *28,600	12 100 25,900	*9600 *20,700	6250 13,400	6250 13,450	4150 9,000			5650 12,550	3800 8,450	6470 260
-4500 mm -180 in	kg lb			*7150 *15,000	6500 14,000					*6200 *13,550	5650 12,800	4980 200



ISO 10567:2007



\*Indicates that the load is limited by hydraulic lifting capacity rather than tipping load. The above loads are in compliance with hydraulic excavator lift capacity standard ISO 10567:2007. They do not exceed 87% of hydraulic lifting capacity or 75% of tipping load. Weight of all lifting accessories must be deducted from the above lifting capacities. Lifting capacities are based on the machine standing on a firm, uniform supporting surface. The use of a work tool attachment point to handle/lift objects, could affect the machine lift performance.

Lift capacity stays with ±5% for all available track shoes.

Always refer to the appropriate Operation and Maintenance Manual for specific product information.



# 320 GC Hydraulic Excavator Specifications

## Bucket Specifications and Compatibility

	Linkage	Width		Capacity		Weight		Fill	Reach Boom	
		mm	in	m <sup>3</sup>	yd <sup>3</sup>	kg	lb		%	R2.5 (8'2")
<b>Pin-On (No Quick Coupler)</b>										
General Duty	B	600	24	0.46	0.61	555	1,223	100	●	●
	B	750	30	0.64	0.84	626	1,380	100	●	●
	B	1200	48	1.19	1.56	812	1,789	100	⊙	⊖
	B	1300	51	1.30	1.70	835	1,841	100	⊖	⊖
	B	1400	55	1.43	1.87	879	1,937	100	○	○
Heavy Duty	B	1050	42	1.00	1.31	892	1,967	100	●	⊙
	B	1200	48	1.19	1.56	917	2,022	100	⊙	⊖
	B	1300	52	1.30	1.70	974	2,148	100	⊖	○
Severe Duty	B	1050	42	1.00	1.31	948	2,091	90	●	●
Severe Duty Spade	B	1200	48	1.20	1.57	1011	2,229	90	⊙	⊖
Maximum load with pin-on (payload + bucket)								kg	2610	2425
								lb	5,754	5,346
	Linkage	Width		Capacity		Weight		Fill	Reach Boom	
		mm	in	m <sup>3</sup>	yd <sup>3</sup>	kg	lb		%	R2.5 (8'2")
<b>With Cat Pin Grabber Coupler</b>										
General Duty	B	600	24	0.46	0.61	555	1,223	100	●	●
	B	750	30	0.64	0.84	626	1,380	100	●	●
	B	1200	48	1.19	1.56	812	1,789	100	⊖	○
	B	1300	51	1.30	1.70	835	1,841	100	○	○
	B	1400	55	1.43	1.87	879	1,937	100	○	◇
Heavy Duty	B	1050	42	1.00	1.31	892	1,967	100	⊖	⊖
	B	1200	48	1.19	1.56	917	2,022	100	○	○
	B	1300	52	1.30	1.70	974	2,148	100	○	◇
Severe Duty	B	1050	42	1.00	1.31	948	2,091	90	⊙	⊖
Severe Duty Spade	B	1200	48	1.20	1.57	1011	2,229	90	⊖	○
Maximum load with coupler (payload + bucket)								kg	2189	2006
								lb	4,827	4,423

The above loads are in compliance with hydraulic excavator standard EN474-5:2006+A3:2013, they do not exceed 87% of hydraulic lifting capacity or 75% of tipping capacity with front linkage fully extended at ground line with bucket curled.

Capacity based on ISO 7451:2007.

Bucket weight with General Duty tips.

### Maximum Material Density:

- 2100 kg/m<sup>3</sup> (3,500 lb/yd<sup>3</sup>)
- ⊙ 1800 kg/m<sup>3</sup> (3,000 lb/yd<sup>3</sup>)
- ⊖ 1500 kg/m<sup>3</sup> (2,500 lb/yd<sup>3</sup>)
- 1200 kg/m<sup>3</sup> (2,000 lb/yd<sup>3</sup>)
- ◇ 900 kg/m<sup>3</sup> (1,500 lb/yd<sup>3</sup>)

Caterpillar recommends using appropriate work tools to maximize the value customers receive from our products. Use of work tools, including buckets, which are outside of Caterpillar's recommendations or specifications for weight, dimensions, flows, pressures, etc. may result in less-than-optimal performance, including but not limited to reductions in production, stability, reliability, and component durability. Improper use of a work tool resulting in sweeping, prying, twisting and/or catching of heavy loads will reduce the life of the boom and stick.

# 320 GC Hydraulic Excavator Specifications

## Attachments Offering Guide

Not all Attachments are available in all regions. Consult your Cat dealer for configurations available in your region.

Match

\* Working range front only

### PIN-ON ATTACHMENTS

Counterweight		3700 kg (8,200 lb)	
Boom Type		Reach	
Stick Length		2.5 m (8'2")	2.9 m (9'6")
Hydraulic Hammers	H115 S	✓	✓
	H120 GC	✓	✓
	H120 GC S	✓	✓
	H120 S	✓	✓
	H130 GC	✓	✓
	H130 GC S	✓	✓
	H130 S	✓	✓
Multi-Processors	MP318 Concrete Cutter Jaw	✓	✓
	MP318 Demolition Jaw	✓	✓
	MP318 Pulverizer Jaw	✓	✓
	MP318 Shear Jaw	✓	✓
	MP318 Universal Jaw	✓	✓
Demolition and Sorting Grapples	G317 GC	✓	✓
	G318	✓	✓
	G318 WH-800	✓	✓
	G318 WH-1100	✓	✓
Mobile Scrap and Demolition Shears	S3025 Flat Top	✓	✓*
Pulverizers	P218 Secondary Pulverizer	✓	✓
	P318 Primary Pulverizer	✓	✓
Compactors (Vibratory Plate)	CVP110	✓	✓

(continued on next page)

# 320 GC Hydraulic Excavator Specifications

## Attachments Offering Guide *(continued)*

Not all Attachments are available in all regions. Consult your Cat dealer for configurations available in your region.

No Match     
  1800 kg/m<sup>3</sup> (3,000 lb/yd<sup>3</sup>)     
  1200 kg/m<sup>3</sup> (2,000 lb/yd<sup>3</sup>)     
  600 kg/m<sup>3</sup> (1,000 lb/yd<sup>3</sup>)

### PIN-ON ATTACHMENTS *(continued)*

Counterweight		3700 kg (8,200 lb)		
Boom Type		Reach		
Stick Length		2.5 m (8'2")	2.9 m (9'6")	
Orange Peel Grapples	GSH420-500	●	●	
	GSH420-600	●	●	
	GSH420-750	●	●	
	GSH425-750	○	○	
	GSH425-950	○		
	GSH520-500	●	●	
	GSH520-600	●	●	
	GSH520-750	●	○	
	GSH525-750	○		
	GSV420-400	●	●	
	GSV420-500	●	●	
	GSV420-600	●	●	
	GSV420-750	●	●	
	GSV420-1250	◇	◇	
	GSV425-600	●	●	
	GSV425-750	○	○	
	GSV425-950	○		
	GSV425-1550	◇		
	GSV520-400	●	●	
	GSV520-500	●	●	
	GSV520-600	●	●	
	GSV520-750	●	○	
	GSV520 GC-400	●	●	
	GSV520 GC-500	●	●	
	GSV520 GC-600	●	●	
	GSV520 GC-750	●	●	
	GSV525-600	○	○	
	GSV525-750	○		
	Clamshell Grapples	CTV15-1000	○	○
		CTV15-1200	○	

*(continued on next page)*

# 320 GC Hydraulic Excavator Specifications

## Attachments Offering Guide *(continued)*

Not all Attachments are available in all regions. Consult your Cat dealer for configurations available in your region.

Match
  \* Working range front only
  No Match

### CAT PIN GRABBER COUPLER ATTACHMENTS

Counterweight		3700 kg (8,200 lb)	
Boom Type		Reach	
Stick Length		2.5 m (8'2")	2.9 m (9'6")
Hydraulic Hammers	H115 S	✓	✓
	H120 GC	✓	✓
	H120 GC S	✓	✓
	H120 S	✓	✓
	H130 GC S		
	H130 S	✓	✓
Multi-Processors	MP318 Concrete Cutter Jaw	✓*	
	MP318 Demolition Jaw	✓*	
	MP318 Shear Jaw	✓	✓*
	MP318 Universal Jaw	✓*	
Demolition and Sorting Grapples	G317 GC	✓	✓
	G318	✓*	
	G318 WH-800	✓	✓*
Pulverizers	P218 Secondary Pulverizer	✓*	
Compactors (Vibratory Plate)	CVP110	✓	✓

*(continued on next page)*

# 320 GC Hydraulic Excavator Specifications

## Attachments Offering Guide *(continued)*

Not all Attachments are available in all regions. Consult your Cat dealer for configurations available in your region.

Match
  \* Working range front only
  No Match

### CW-40S DEDICATED COUPLER ATTACHMENTS

Counterweight		3700 kg (8,200 lb)	
Boom Type		Reach	
Stick Length		2.5 m (8'2")	2.9 m (9'6")
Hydraulic Hammers	H115 S	✓	✓
	H120 GC S	✓	✓
	H120 S	✓	✓
	H130 S	✓	✓
Multi-Processors	MP318 Concrete Cutter Jaw	✓	✓
	MP318 Demolition Jaw	✓	✓
	MP318 Pulverizer Jaw	✓	✓*
	MP318 Shear Jaw	✓	✓
	MP318 Universal Jaw	✓	✓*
Demolition and Sorting Grapples	G317 GC	✓	✓
	G318	✓	✓
	G318 WH-800	✓	✓
	G318 WH-1100	✓	✓*
Mobile Scrap and Demolition Shears	S3025 Flat Top	✓*	
Pulverizers	P218 Secondary Pulverizer	✓	✓*
	P318 Primary Pulverizer	✓	✓*
Compactors (Vibratory Plate)	CVP110	✓	✓

*(continued on next page)*

# 320 GC Hydraulic Excavator Specifications

## Attachments Offering Guide (continued)

Not all Attachments are available in all regions. Consult your Cat dealer for configurations available in your region.

Match
  \* Working range front only
  No Match

### CW-40 DEDICATED COUPLER ATTACHMENTS

Counterweight		3700 kg (8,200 lb)	
Boom Type		Reach	
Stick Length		2.5 m (8'2")	2.9 m (9'6")
Hydraulic Hammers	H115 S	✓	✓
	H120 GC	✓	✓
	H120 GC S	✓	✓
	H120 S	✓	✓
	H130 GC S	✓*	
	H130 S	✓	✓
Multi-Processors	MP318 Concrete Cutter Jaw	✓	✓
	MP318 Demolition Jaw	✓	✓
	MP318 Pulverizer Jaw	✓	✓*
	MP318 Shear Jaw	✓	✓
	MP318 Universal Jaw	✓	✓
Demolition and Sorting Grapples	G317 GC	✓	✓
	G317 GC Fixed CAN	✓	✓
	G318	✓	✓
	G318 Fixed CAN	✓	✓
	G318 WH-800	✓	✓
	G318 WH-1100	✓	✓*
Mobile Scrap and Demolition Shears	S3025 Flat Top	✓*	
Pulverizers	P218 Secondary Pulverizer	✓	✓*
	P318 Primary Pulverizer	✓	✓*
Compactors (Vibratory Plate)	CVP110	✓	✓

### BOOM-MOUNT ATTACHMENTS

Counterweight		3700 kg (8,200 lb)	
Boom Type		Reach	
Mobile Scrap and Demolition Shears	S2050	✓	
	S3035 Flat Top		✓

## Standard and Optional Equipment

Standard and optional equipment may vary. Consult your Cat dealer for details.

	Standard	Optional		Standard	Optional
<b>BOOM, STICKS AND LINKAGES</b>			<b>CAT TECHNOLOGY</b>		
5.7 m (18'8") Reach boom	✓		Cat Product Link™	✓	
2.9 m (9'6") Reach stick	✓		Remote Flash	✓	
2.5 m (8'2") Reach stick		✓	Remote Troubleshoot	✓	
Bucket linkage, B1-family with lifting eye <sup>(1)</sup>	✓		Auto hammer stop	✓	
Bucket linkage, B1-family without lifting eye <sup>(2)</sup>	✓		<b>ELECTRICAL SYSTEM</b>		
<b>CAB</b>			1,000 CCA maintenance-free batteries (×2)	✓	
ROPS	✓		Centralized electrical disconnect switch	✓	
High-resolution 203 mm (8") LCD touchscreen monitor	✓		Programmable time-delay LED working lights	✓	
Auto bi-level air conditioner	✓		LED chassis light and LH boom light – 1,800 lumens	✓	
Keyless push-to-start engine control	✓		LED chassis light, LH and RH boom lights, cab lights – 1,800 lumens		✓
Height-adjustable console, three steps with tool	✓		<b>ENGINE</b>		
Fixed left-side console	✓		Cat C4.4 single turbo diesel engine	✓	
Mechanical-suspension seat	✓		Two selectable power modes	✓	
51 mm (2") seat belt	✓		One-touch low idle with automatic engine speed control	✓	
Console mounted Bluetooth® radio with USB ports	✓		Automatic engine idle shutdown	✓	
24V DC outlet	✓		Work up to 3000 m (9,842.5 ft) above sea level without engine power de-rating	✓	
Document storage	✓		52° C (125° F) high-ambient cooling capacity	✓	
Overhead storage and rear storage with nets	✓		Cold starting capability for –32° C (–25° F)	✓	
Beverage holder	✓		Double element air filter with integrated pre-cleaner	✓	
Cup holder	✓		Electric fuel priming pump	✓	
Openable two-piece front window	✓		Electric cooling fans with auto-reverse function	✓	
Rear window emergency exit	✓				
Radial wiper with washer	✓				
Openable steel hatch	✓				
LED dome light	✓				
Roller front sunscreen	✓				
Roller rear sunscreen		✓			
Washable floor mat	✓				
Beacon ready	✓				

(continued on next page)

<sup>(1)</sup>All regions except Kingdom of Saudi Arabia.

<sup>(2)</sup>Kingdom of Saudi Arabia only.

# 320 GC Standard and Optional Equipment

## Standard and Optional Equipment *(continued)*

Standard and optional equipment may vary. Consult your Cat dealer for details.

	Standard	Optional		Standard	Optional
<b>HYDRAULIC SYSTEM</b>			<b>SERVICE AND MAINTENANCE</b>		
Boom and stick regeneration circuits	✓		Scheduled Oil Sampling (S·O·S <sup>SM</sup> ) sampling ports	✓	
Electronic main control valve	✓		Grouped location for engine oil and fuel filters	✓	
Auto warm up	✓		Ground-level second dipstick for engine oil	✓	
Auto two-speed travel	✓		Radiator screen		✓
Boom and stick drift reduction valve	✓		Side entry to service platform	✓	
Element type main hydraulic filter	✓		QuickEvac™ maintenance ready		✓
Three button joysticks	✓		Integrated Vehicle Health Management system		✓
Slider joysticks		✓	<b>UNDERCARRIAGE AND STRUCTURES</b>		
Tandem type electronic main pump	✓		Medium undercarriage	✓	
Hammer return filter circuit		✓	600 mm (24") triple grouser track shoes		✓
Basic Tool Control (one pump, one way high-pressure flow)		✓	Tie-down points on base frame	✓	
Tool Control (two pump, one/two way high-pressure flow)		✓	Center track guiding guard	✓	
Quick coupler circuit for Cat Pin Grabber		✓	Bottom guards	✓	
Operating pattern film (four way)	✓		Swivel guard		✓
Multi viscous hydraulic oil		✓	Travel motor guards	✓	
<b>SAFETY AND SECURITY</b>			Grease lubricated track links	✓	
Rearview camera and right-side mirror	✓		3700 kg (8,200 lb) counterweight	✓	
Rear and right-hand-side view cameras		✓			
Right-hand-side view camera <sup>(3)</sup>		✓			
Cab mirror for right-side track edge		✓			
Neutral lever (lock out) for all controls	✓				
Anti-skid plate and countersunk bolts on service platform	✓				
Ground-level accessible secondary engine shutoff switch in cab	✓				
RH handrail and handhold (ISO 2867:2011 compliant)	✓				
Travel alarm		✓			
Lockout device for disconnect switch <sup>(3)</sup>		✓			
Swing alarm		✓			

<sup>(3)</sup>Mandatory for Kingdom of Saudi Arabia; Not available in other regions.



## Dealer Installed Kit and Attachments

Attachments may vary. Consult your Cat dealer for details.

### CAB

- RH and LH electrical pedal
- Polycarbonate roof hatch
- Radial lower wiper for 70/30 with washer
- P5A laminated glass front windshield and roof hatch

### SAFETY AND SECURITY

- Seat belt, retractable (75 mm/3" width)
- Bluetooth Receiver

### SERVICE AND MAINTENANCE

- Grease gun holder

### GUARDS

- FOGS (not compatible with cab light cover, rain protector)
- Mesh guard full front (not compatible with cab light cover, rain protector)
- Mesh guard lower half front
- Full protecting vandalism guard

For more complete information on Cat products, dealer services, and industry solutions, visit us on the web at [www.cat.com](http://www.cat.com)

© 2022 Caterpillar  
All rights reserved

Materials and specifications are subject to change without notice. Featured machines in photos may include additional equipment. See your Cat dealer for available options.

CAT, CATERPILLAR, LET'S DO THE WORK, their respective logos, "Caterpillar Corporate Yellow," the "Power Edge" and Cat "Modern Hex" trade dress as well as corporate and product identity used herein, are trademarks of Caterpillar and may not be used without permission.

AEXQ2210-08 (09-2022)  
Replaces AEXQ2210-07  
Build Number: 07F  
(Afr-ME)

